



↑
Magnetic installation easy and firm
↓



Magnetic track light simplify your life

- Adopts Modules concept, allowing the magnetic track system adapt to any changes in the space;
- Tool free installation; positioned and re-positioned the magnetic modules conveniently;
- Choose from a variety of LED light modules to meet personalized solution;
- The number of light modules can be added or moved freely;
- Low voltage safe, no-touch hazard

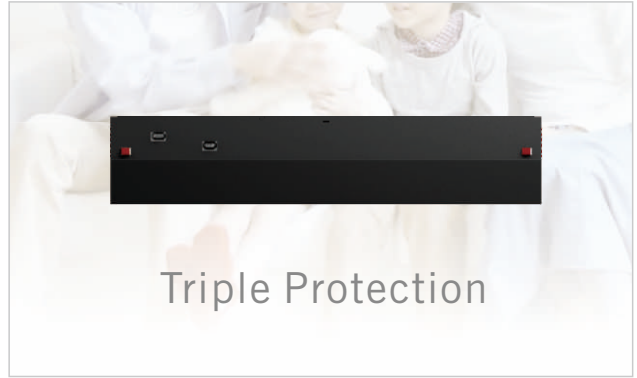
Secure Locking Support

Equipped with mechanical lock to make sure the modules are secured to the track. Press the two side buttons to unlock the modules.





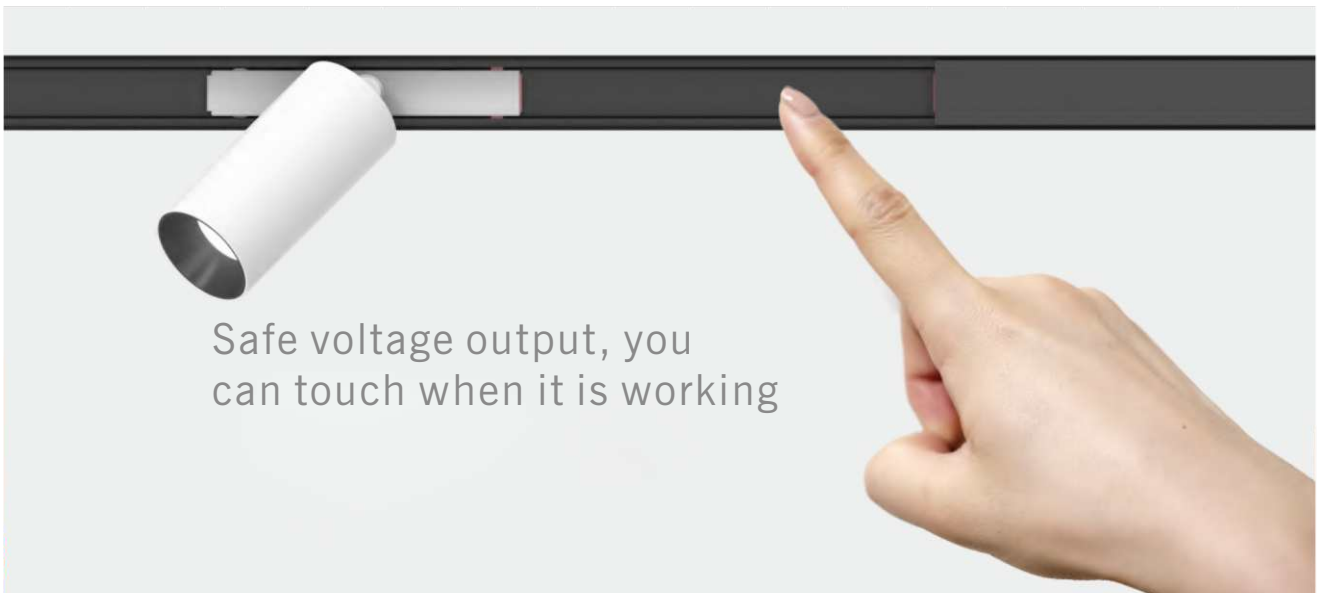
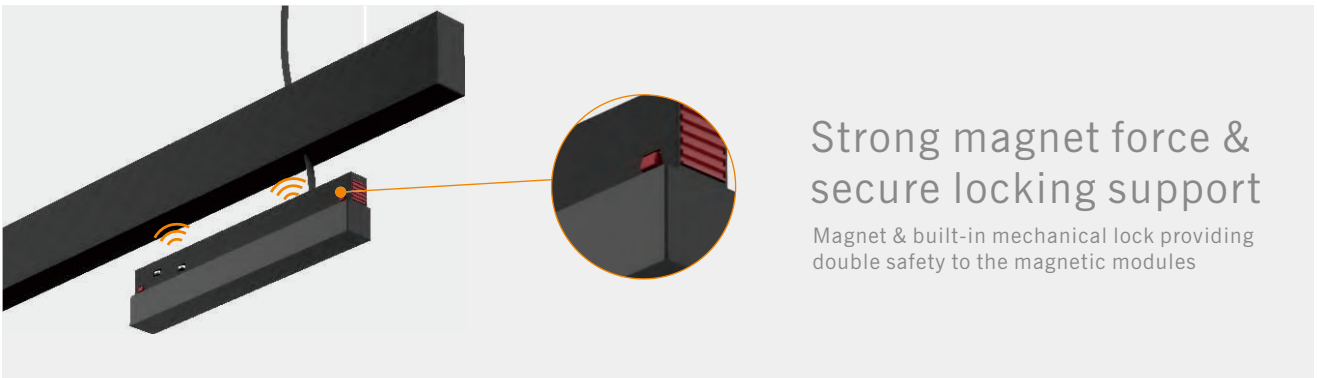
combined with the highest capacitance value and lowest ESR, make the magnetic driver have the characteristic of frequency stability and open-circuit failure mode, etc.



Short-circuit Protection

Over-load protection

over-voltage protection

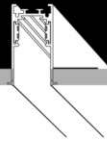




R15

MAGNETIC
TRACK LIGHT

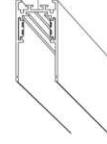
Magnetic 15



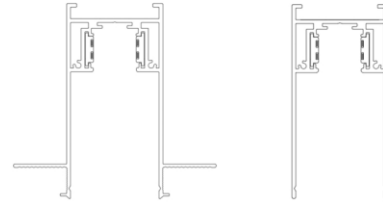
Recessed



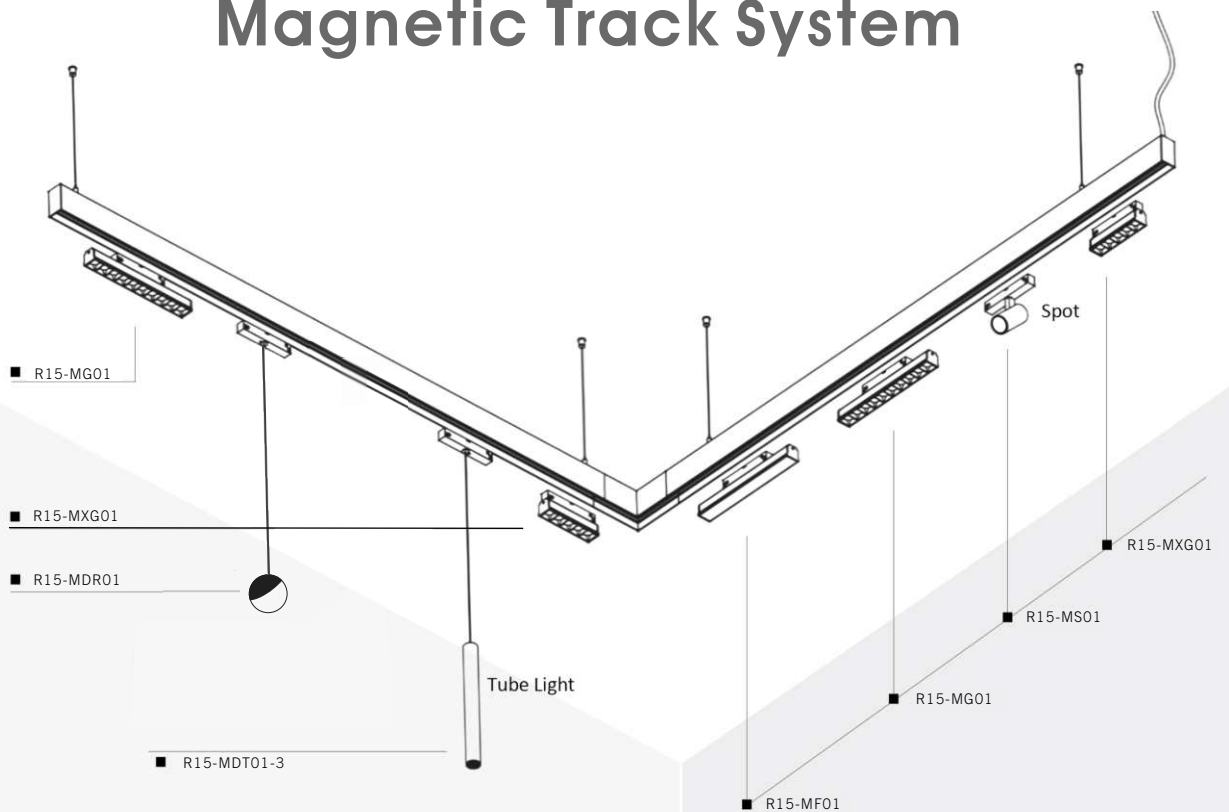
Surface



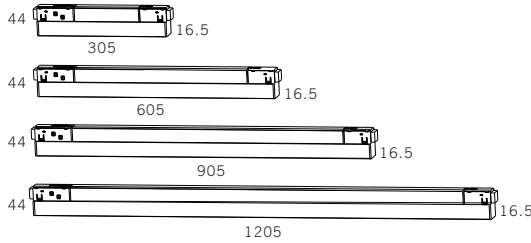
Suspended



48V Magnetic Track System



R15-MF01-10/20/30/40

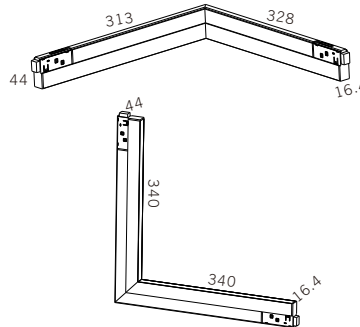


Product Code	Watt	CCT	>CRI	Voltage	LUMEN	Product Size	Finish	System Options
R15-MF01-10	10W	3/4/5000K	Ra90	48V	700lm	305x16.5x44	■ BK	No Dim, Dali, 0-10V, Bluetooth, Zigbee
R15-MF01-20	20W	3/4/5000K	Ra90	48V	1400lm	605x16.5x44	□ WH	
R15-MF01-30	30W	3/4/5000K	Ra90	48V	2100lm	905x16.5x44		
R15-MF01-40	40W	3/4/5000K	Ra90	48V	2800lm	1205x16.5x44		

Beam angle



R15-MF02-20D/IN

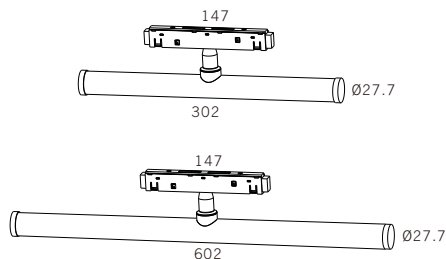



Product Code	Watt	CCT	>CRI	Voltage	LUMEN	Product Size	Finish	System Options
R15-MF02-20D	20W	3/4/5000K	Ra90	48V	1400lm	313x328x44	■ BK	No Dim, Dali, 0-10V, Bluetooth, Zigbee
R15-MF02-20IN	20W	3/4/5000K	Ra90	48V	1400lm	340x340x44	□ WH	

Beam angle



R15-MFT01-6/12

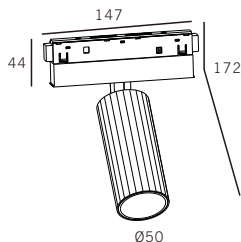


Product Code	Watt	CCT	>CRI	Voltage	LUMEN	Product Size	Finish	System Options
R15-MFT01-6	6W	3/4/5000K	Ra90	48V	600lm	302xØ27.7x147	■ BK	No Dim, Dali, 0-10V, Bluetooth, Zigbee
R15-MFT01-12	12W	3/4/5000K	Ra90	48V	1200lm	602xØ27.7x147	□ WH	

Beam angle



R15-MS03-12

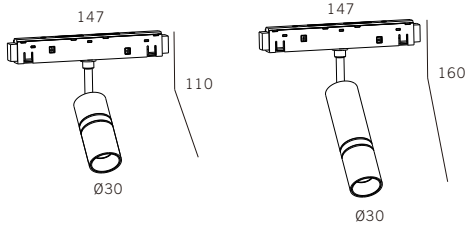



Product Code	Watt	CCT	>CRI	Voltage	LUMEN	Product Size	Finish	System Options
R15-MS03-12	12W	3/4/5000K	Ra90	48V	860lm	Ø50x172x147	■ BK □ WH ■ BR	No Dim, Dali, 0-10V, Bluetooth, Zigbee

Beam angle

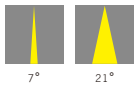


R15-MS01-3/5

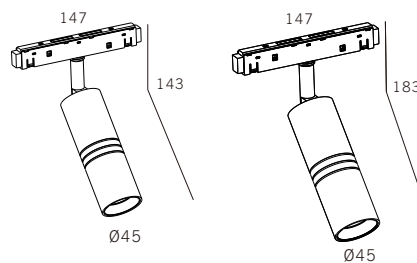


Product Code	Watt	CCT	>CRI	Voltage	LUMEN	Product Size	Finish	System Options
R15-MS01-3	3W	3/4/5000K	Ra90	48V	220lm	Ø30x110x147	■ BK	No Dim, Dali, 0-10V, Bluetooth, Zigbee
R15-MS01-5	5W	3/4/5000K	Ra90	48V	380lm	Ø30x160x147	□ WH ■ BR	

Beam angle

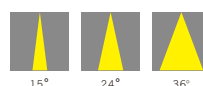


R15-MS01-7/12

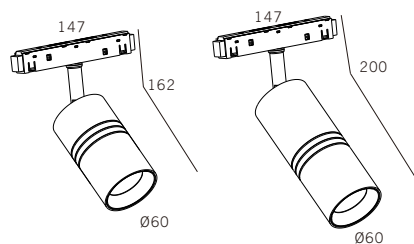


Product Code	Watt	CCT	>CRI	Voltage	LUMEN	Product Size	Finish	System Options
R15-MS01-7	7W	3/4/5000K	Ra90	48V	560lm	Ø45x143x147	■ BK	No Dim, Dali, 0-10V, Bluetooth, Zigbee
R15-MS01-12	12W	3/4/5000K	Ra90	48V	960lm	Ø45x183x147	□ WH ■ BR	

Beam angle

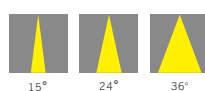


R15-MS01-16/20

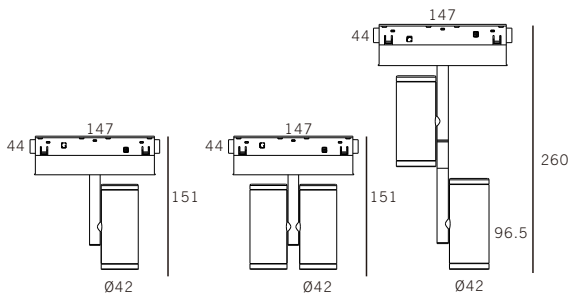


Product Code	Watt	CCT	>CRI	Voltage	LUMEN	Product Size	Finish	System Options
R15-MS01-16	16W	3/4/5000K	Ra90	48V	1280lm	Ø60x162x147	■ BK	No Dim, Dali, 0-10V, Bluetooth, Zigbee
R15-MS01-20	20W	3/4/5000K	Ra90	48V	1600lm	Ø60x200x147	□ WH ■ BR	

Beam angle


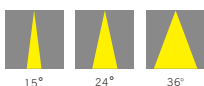


R15-MS02(A/B/C)-7/16

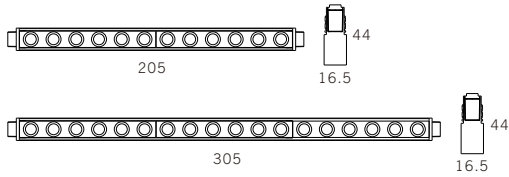


Product Code	Watt	CCT	>CRI	Voltage	LUMEN	Product Size	Finish	System Options
R15-MS02A-7	7W	3/4/5000K	Ra90	48V	560lm	Ø42x151x147	■ BK	No Dim, Dali, 0-10V, Bluetooth, Zigbee
R15-MS02B-16	16W	3/4/5000K	Ra90	48V	1440lm	Ø42x151x147	□ WH	
R15-MS02C-16	16W	3/4/5000K	Ra90	48V	1440lm	Ø42x260x147	■ BR	

Beam angle

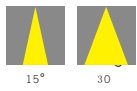


R15-MG01-12/18

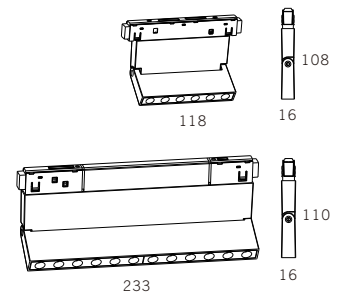


Product Code	Watt	CCT	>CRI	Voltage	LUMEN	Product Size	Finish	System Options
R15-MG01-12	12W	3/4/5000K	Ra90	48V	960lm	205x16.5x44	■ BK	No Dim, Dali, 0-10V, Bluetooth, Zigbee
R15-MG01-18	18W	3/4/5000K	Ra90	48V	1440lm	305x16.5x44	□ WH	

Beam angle



R15-MXG01-6/12

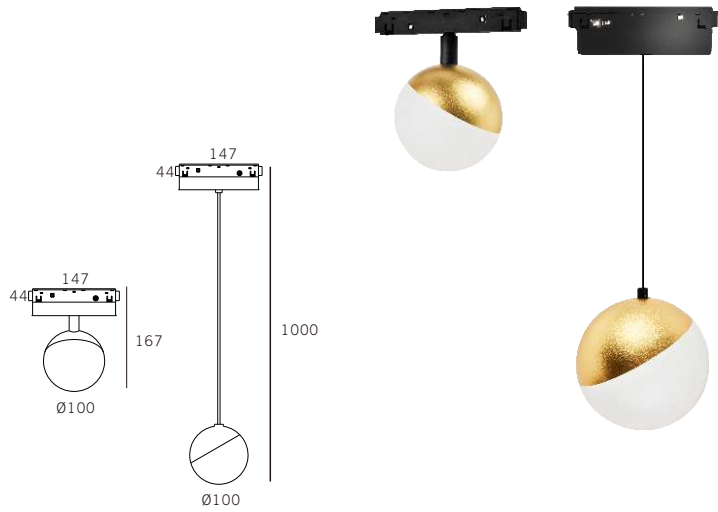


Product Code	Watt	CCT	>CRI	Voltage	LUMEN	Product Size	Finish	System Options
R15-MXG01-6	6W	3/4/5000K	Ra90	48V	480lm	118x16x108	■ BK	No Dim, Dali, 0-10V, Bluetooth, Zigbee
R15-MXG01-12	12W	3/4/5000K	Ra90	48V	960lm	233x16x110	□ WH	

Beam angle



R15-MDR01/02-10



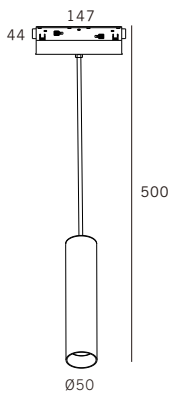


Product Code	Watt	CCT	>CRI	Voltage	LUMEN	Product Size	Finish	System Options
R15-MDR01-10	10W	3/4/5000K	Ra90	48V	800lm	Ø100x167x147	■ BK	No Dim, Dali, 0-10V, Bluetooth, Zigbee
R15-MDR02-10	10W	3/4/5000K	Ra90	48V	800lm	Ø100x1000x147	□ WH	

Beam angle



R15-MDT01-9



Product Code	Watt	CCT	>CRI	Voltage	LUMEN	Product Size	Finish	System Options
R15-MDT01-9	9W	3/4/5000K	Ra90	48V	720lm	Ø50x500x147	■ BK □ WH	No Dim, Dali, 0-10V, Bluetooth, Zigbee

Beam angle

